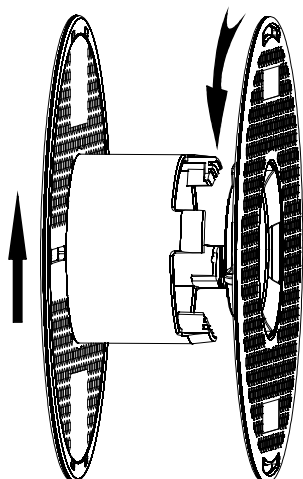
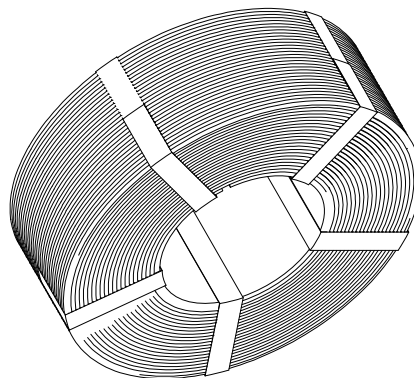


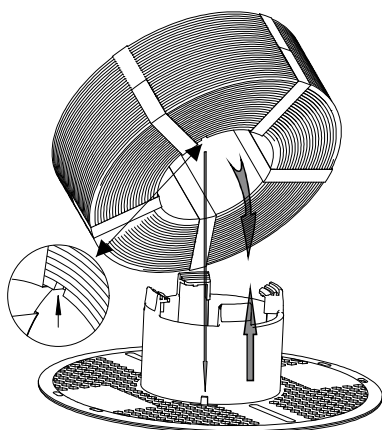
1、Detach the spool



2、Get in place a roll of filaments free of spool

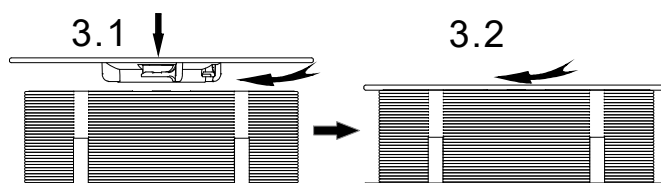


3、Put the roll of filaments into the spool



3.1 □ Press the detached part of spool and rotate it clockwise until it is assembled in place

3.2 □ When the detached part of spool is put back, a "click" sound should be heard to indicate two parts are hooked successfully and they will not come loose themselves as it is



4、Completed

1、Begin with fixing the head of filament

2、Then untie the binding strap

